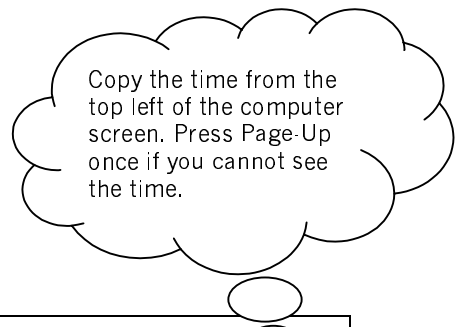


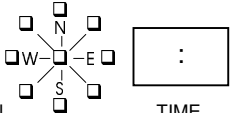
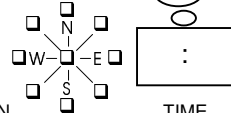
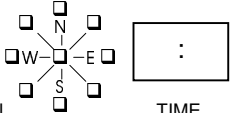
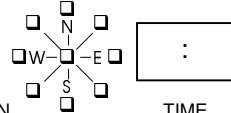
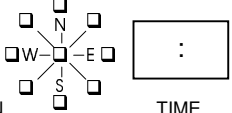
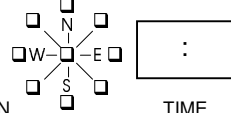
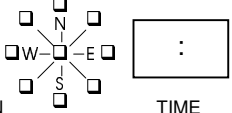
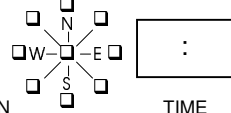
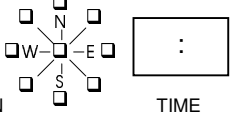
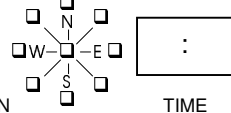
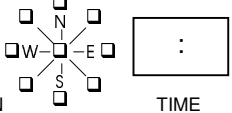
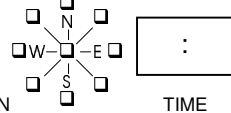
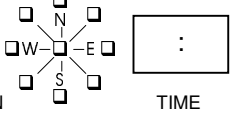
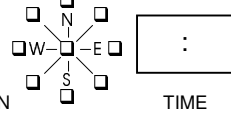
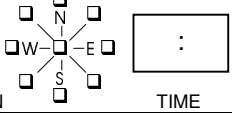
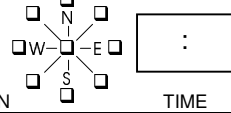


Computer Star Chase

When you have done the worksheet *Doing the star wheel twist*, see if you can find all of those stars and groups on the computer using Mirapla Sky.

1. Set your star wheel to a time when the star or group is in the sky.
2. Set the computer to the **same** time looking in the **same** direction.
3. Use the star wheel to find the star or group on the screen. You may have to look up with the up-arrow key.
4. Fill in this sheet as you find them on the screen.



| | |
|---|---|
| STAR OR GROUP DIRECTION  TIME | STAR OR GROUP DIRECTION  TIME |
| STAR OR GROUP DIRECTION  TIME | STAR OR GROUP DIRECTION  TIME |
| STAR OR GROUP DIRECTION  TIME | STAR OR GROUP DIRECTION  TIME |
| STAR OR GROUP DIRECTION  TIME | STAR OR GROUP DIRECTION  TIME |
| STAR OR GROUP DIRECTION  TIME | STAR OR GROUP DIRECTION  TIME |
| STAR OR GROUP DIRECTION  TIME | STAR OR GROUP DIRECTION  TIME |
| STAR OR GROUP DIRECTION  TIME | STAR OR GROUP DIRECTION  TIME |
| STAR OR GROUP DIRECTION  TIME | STAR OR GROUP DIRECTION  TIME |