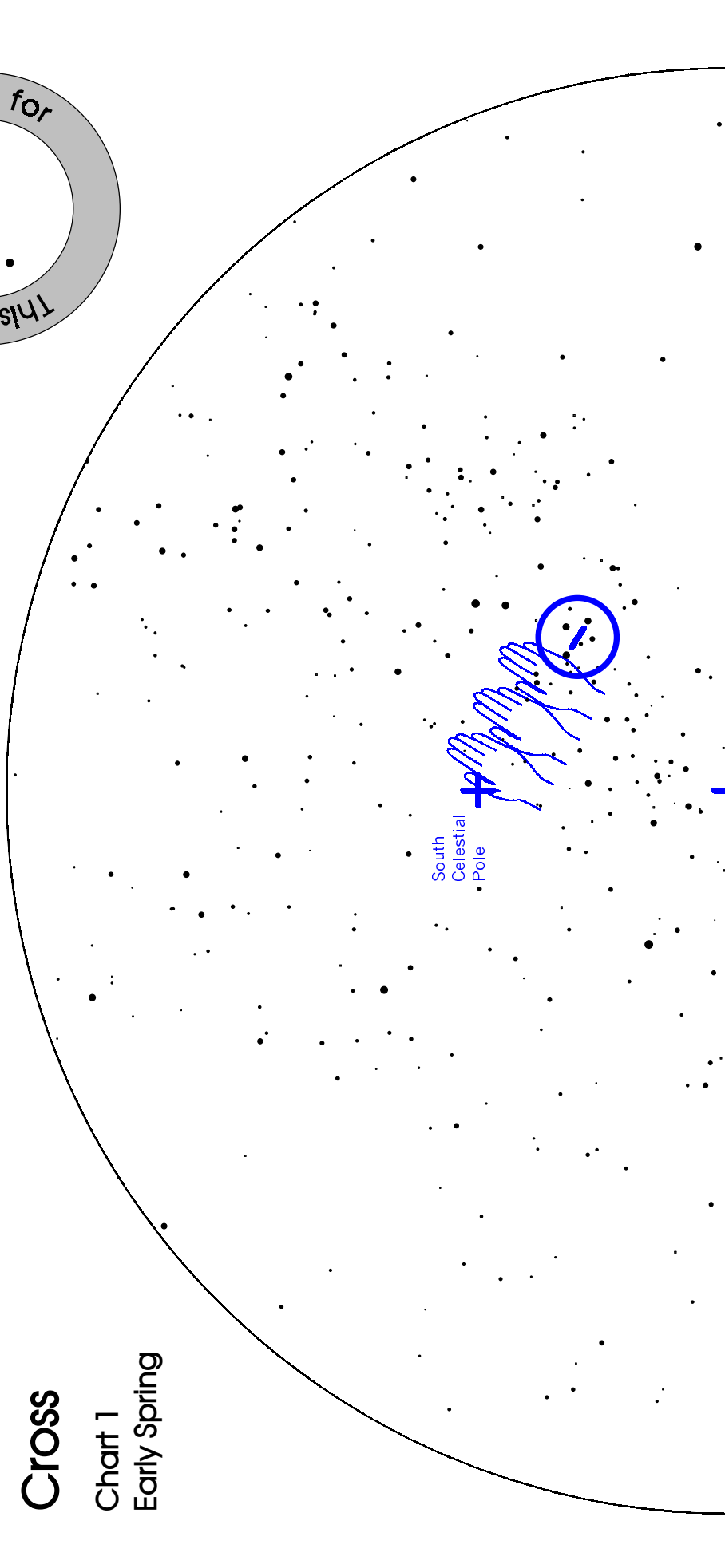


Cheat Sheet

Hunt the Southern Cross

Chart 1
Early Spring



East

South

West

Instructions:


- 1 Put a ring around the Southern Cross.

- 2 Put a line showing the long arm of the Southern Cross.

- 3 Cut out the hand and use it to find the South Celestial Pole. Put a cross to mark it.

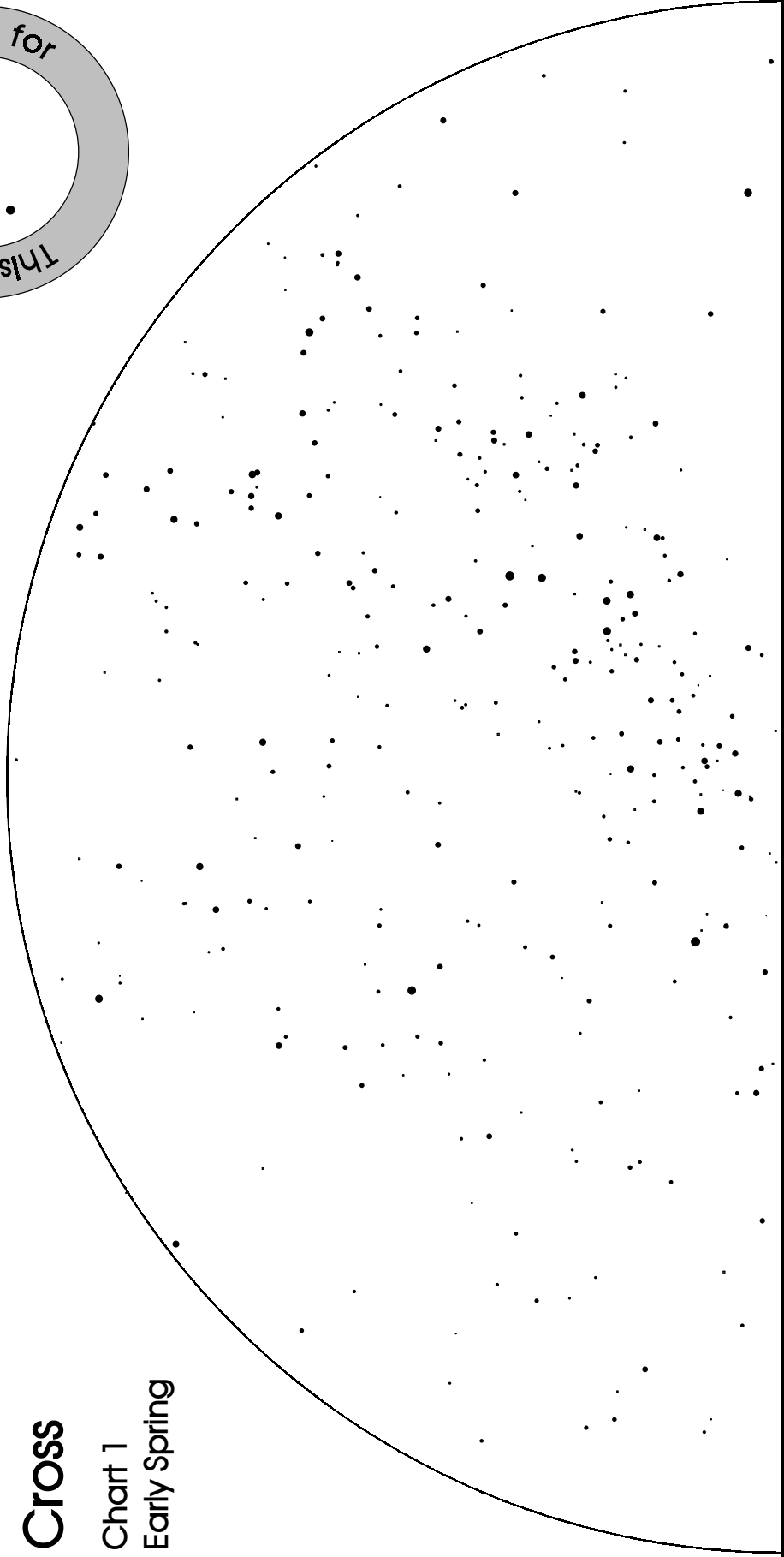
- 4 Put a mark on the horizon showing South

Projection: Polar Stereographic - Stars to magnitude 4.5 from www.AstronomyInYourHands.com © C.J. Hilder 2002. Copying prohibited except where licensed.



Hunt the Southern Cross

Chart 1
Early Spring



East

Instructions:

- 1 Put a ring around the Southern Cross.

2

- 2 Put a line showing the long arm of the Southern Cross.

3

- 3 Cut out the hand and use it to find the South Celestial Pole. Put a cross to mark it.

4

- 4 Put a mark on the horizon showing South


Projection: Polar Stereographic - Stars to magnitude 4.5
from www.AstronomyInYourHands.com
© C.J. Hilder 2002. Copying prohibited except where licensed.

West



Hunt the Southern Cross

Chart 2
Late Spring



East

Instructions:

- 1 Put a ring around the Southern Cross.

2

- 2 Put a line showing the long arm of the Southern Cross.

3

- 3 Cut out the hand and use it to find the South Celestial Pole. Put a cross to mark it.

4

- 4 Put a mark on the horizon showing South


Projection: Polar Stereographic - Stars to magnitude 4.5
from www.AstronomyInYourHands.com
© C.J. Hilder 2002. Copying prohibited except where licensed.

West



Hunt the Southern Cross

Chart 3
Early Summer



East

Instructions:

- 1 Put a ring around the Southern Cross.

2

- 2 Put a line showing the long arm of the Southern Cross.

3

- 3 Cut out the hand and use it to find the South Celestial Pole. Put a cross to mark it.

4

- 4 Put a mark on the horizon showing South


Projection: Polar Stereographic - Stars to magnitude 4.5
from www.AstronomyInYourHands.com
© C.J. Hilder 2002. Copying prohibited except where licensed.

West



Hunt the Southern Cross

Chart 4
Late Summer



East

West

Instructions:

- 1 Put a ring around the Southern Cross.

2

- 2 Put a line showing the long arm of the Southern Cross.

3

- 3 Cut out the hand and use it to find the South Celestial Pole. Put a cross to mark it.

4


- 4 Put a mark on the horizon showing South



Projection: Polar Stereographic - Stars to magnitude 4.5
from www.AstronomyInYourHands.com
© C.J. Hilder, 2002. Copying prohibited except where licensed.

Hunt the Southern Cross

Chart 5
Early Autumn



East

Instructions:

- 1 Put a ring around the Southern Cross.

2

- 2 Put a line showing the long arm of the Southern Cross.

3

- 3 Cut out the hand and use it to find the South Celestial Pole. Put a cross to mark it.

4

- 4 Put a mark on the horizon showing South


Projection: Polar Stereographic - Stars to magnitude 4.5
from www.AstronomyInYourHands.com
© C.J. Hilder 2002. Copying prohibited except where licensed.

West



Hunt the Southern Cross

Chart 6
Late Autumn



East

Instructions:

- 1 Put a ring around the Southern Cross.

2

- 2 Put a line showing the long arm of the Southern Cross.

3

- 3 Cut out the hand and use it to find the South Celestial Pole. Put a cross to mark it.

4

- 4 Put a mark on the horizon showing South


Projection: Polar Stereographic - Stars to magnitude 4.5
from www.AstronomyInYourHands.com
© C.J. Hilder 2002. Copying prohibited except where licensed.

West



Hunt the Southern Cross

Chart 7
Early Winter



East

Instructions:

- 1 Put a ring around the Southern Cross.

2

- 2 Put a line showing the long arm of the Southern Cross.

3

- 3 Cut out the hand and use it to find the South Celestial Pole. Put a cross to mark it.

4

- 4 Put a mark on the horizon showing South


Projection: Polar Stereographic - Stars to magnitude 4.5
from www.AstronomyInYourHands.com
© C.J. Hilder 2002. Copying prohibited except where licensed.

West



Hunt the Southern Cross

Chart 8
Late Winter



East

Instructions:

- 1 Put a ring around the Southern Cross.

2

- 2 Put a line showing the long arm of the Southern Cross.

3

- 3 Cut out the hand and use it to find the South Celestial Pole. Put a cross to mark it.

4

- 4 Put a mark on the horizon showing South

Projection: Polar Stereographic - Stars to magnitude 4.5
from www.AstronomyInYourHands.com
© C.J. Hilder 2002. Copying prohibited except where licensed.

West

